

Summer Working Together to Extend your Child's Learning at Home

As we work in partnership with parents/carers we ask that you continue to enhance your child's learning and development at home over the coming weeks through sharing and exploring some or all of the following activities, which you can enjoy together:

The following links will take you to stories and activities on our YouTube channel that you can share with your child over the coming weeks -

[Auntie Chloe reads The Hug](#)

[Auntie Jen reads Fox in Socks](#)

[Rhyming with Auntie Rachel](#)

[Auntie Chloe reads Harry and the Dinosaurs go to School](#)

[Auntie Jen reads Red Rockets and Rainbow Jelly](#)

[Auntie Maureen reads Sammy Goes to School](#)

[Auntie Rachel's Going on a Picnic Blending and Segmenting Activity](#)

[Auntie Chloe reads Lost on the Beach](#)

[Auntie Chloe reads Maisy goes on Holiday](#)

Alternatively, the following link will take you directly to our YouTube channel where there is a wealth of stories and activities to choose from:

[Little Lambs YouTube Channel link](#)

Below are some activities to carry out over the summer break - enjoy!




Ice Paints



You need:

- * ice cube tray
- * water
- * food colouring
- * lolly sticks



1. Fill an ice cube tray with water.
2. Add a small amount of food colouring to each tray.
3. Add a lolly stick and freeze overnight.



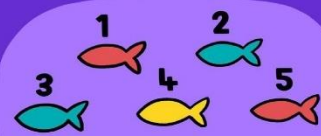
Den Building



Sticks, boxes, old sheets and blankets. Throw in a few old cushions and you have the making of a perfect den. So many learning opportunities and lots of fun!

TIPS FOR HELPING YOUR CHILD

LEARN TO COUNT



SING NURSERY RHYMES WITH NUMBERS




6 DOGS

READ BOOKS WITH NUMBERS



KEEP IT SIMPLE AND FUN



TRY BOARD GAMES



USE YOUR FINGERS



COUNT THINGS YOUR CHILD CAN'T TOUCH

SMALLER
BIGGER
LESS MORE

USE SIMPLE MATHS LANGUAGE



PUT THINGS INTO GROUPS



Go Outdoors!

1. How many natural objects can you find with a line of symmetry?
2. Go bug hunting, can you name them all?
3. Draw a spider's web.
4. Jump in puddles, who can make the biggest splash?
5. Collect some sticks and size order them. Discuss the length of each.
6. Play I-spy on a walk.
7. Use a stick to write your name.
8. Build a den.
9. Go on a flower hunt, how many different types can you find?
10. Draw your favourite find; a flower, leaf, tree or minibeast.





5 Senses Scavenger Hunt



The 5 Senses Scavenger Hunt

- Find something that smells nice.
- Find something that makes a scrunchy sound.
- Find something that tastes sour.
- Find something that is rough.
- Find something that is soft.
- Find something that is black.
- Find something that smells horrible.
- Find something that is loud.
- Find something that is smooth.
- Find something you can ring.
- Find something that is rough.

@makinglearningfunwithmrsh



Outdoor Symmetry

Following on from earlier in the week when we painted symmetrical butterflies, how about recreating them outdoors?



Gather lots of bits and pieces from the garden or while walking. Then be as creative as you like.





Zesty Orange & Lemon Playdough

You need :

- * 2 cups flour
- * 2 tbsp oil
- * 2 tbsp cream of Tartar
- * 1/2 cup salt
- * Orange & Yellow Food Colouring
- * Zest of an orange & lemon
- * 1 cup boiling water

Mix dry ingredients together, then add food colouring and zest. Slowly add water and kneed into a dough.



Shape Matching



Simply draw around your shapes and then ask your little one to match the object to the shape. Opportunity to talk about size, shapes and to develop reasoning. Why couldn't this shape fit?



Edible Strawberry & Marshmallow Playdough

You need:

- * handful of washed and mashed strawberries
- * marshmallows
- * cornflour
- * small amount of coconut/olive oil.



First place your marshmallows in a ceramic bowl. Then put into the microwave for about 30 seconds. Be careful with the sticky mixture as it will be exceedingly hot. Add a teaspoon of oil, mashed strawberries and mix together. Next slowly add the cornflour until you have a soft, firm ball. Use and store like normal playdough.

Please note: This is a food product and if the children are going to eat it food safety and hygiene rules should apply.



Frozen Playdough

We all know the benefits of playdough and this is playdough with a twist. Pop it in the freezer and because of the salt content it won't freeze properly, but it will make it a lot firmer. Perfect then for practising those cutting skills.



☀️ Play alongside your child at an activity of their own choosing. As they play use the commenting approach (see below link) to give a running commentary of what they are doing. Continue to try to carry out the commenting approach with your child for approximately 10 minutes daily.

[An introduction to using the commenting approach with your child](#)

Have a wonderful summer and enjoy the time that you spend with your children!

[Below are some useful links that you may wish to browse to find other ideas for activities!](#)

- ❖ [Hungry Little Minds](#)
- ❖ [Activities for babies, toddlers and children - BBC Tiny Happy People](#)
- ❖ [Family Zone | National Literacy Trust](#)
- ❖ [Black Country Early Outcomes | Activities for under 5s](#)
- ❖ [Activities for kids: Fun development and bonding ideas for babies, toddlers and pre-school children](#)

Also of interest -

The National Marine Aquarium have Mermaid Tales each Friday at 1.30-1.45pm - a real mermaid reading stories! Follow the link attached for more information.

[Home Learning Sessions | Ocean Education | National Marine Aquarium](#)



MERMAID TALES - FRIDAYS AT 1:30 – 1:45PM [EARLY YEARS]

Who wants to meet a real mermaid? Well, you can during this session, where Marina our resident Mermaid will read a short story to everybody tuned in – perfect timing before an afternoon nap, or as a gentle, relaxing start to the afternoon

Black Country Outcomes -

Black Country Early Outcomes is a website that is designed to help parents, support the early identification of speech and language needs and to provide information for parents and practitioners, give access to training

and enable parents and practitioners to create language rich environments for all children.

Their website has a wealth of information for parents and there is a section regarding school readiness.

The below link will take you to a 'Little Chick' story that you can share with your child to help them become prepared for the changes that will happen in their lives as they start school:

[Little Chick Starts School Story](#)

Little Chick starts school



Little Chick Starts School is a story all about what to expect when a child starts Reception. It's designed to be read by parent and child together. Inside, there are also lots of tips about how parents can support their child emotionally and practically as they begin this exciting new chapter.

blackcountryearlyoutcomes.co.uk